










































AAM 9.25" CHRYSLER FRONT DIFFERENTIAL	AAM 10.5" CHRYSLER DIFFERENTIAL	AAM 11.5" GM/CHRYSLER DIFFERENTIAL	AMC MODEL 20 DIFFERENTIAL	GM '55 PASSENGER DIFFERENTIAL	GM '55 TRUCK DIFFERENTIAL	GM 7.25" IFS CLAMSHELL DIFFERENTIAL	GM 7.5" / 7.625" DIFFERENTIAL
							
AMC MODEL 35 DIFFERENTIAL	CHRYSLER 7.25" DIFFERENTIAL	CHRYSLER 8" IFS DIFFERENTIAL	CHRYSLER 8.25" DIFFERENTIAL	GM 8" DIFFERENTIAL	GM 8.2" DIFFERENTIAL	GM 8.2" B.O.P. DIFFERENTIAL	GM 8.25" IFS DIFFERENTIAL
							
CHRYSLER 8.75" THIRD MEMBER	CHRYSLER 9.25" DIFFERENTIAL	DANA 28" DIFFERENTIAL	DANA 30" DIFFERENTIAL	GM 8.5" DIFFERENTIAL	GM 8.6" DIFFERENTIAL	GM 12 BOLT PASSENGER (8.875) DIFFERENTIAL	GM 12 BOLT TRUCK (8.875) DIFFERENTIAL
							
DANA 44" DIFFERENTIAL	DANA 50" DIFFERENTIAL	DANA 60" DIFFERENTIAL	DANA 70" DIFFERENTIAL	GM 9.25" IFS CLAMSHELL DIFFERENTIAL	GM 9.5" DIFFERENTIAL	GM 10.5" 14 BOLT DIFFERENTIAL	TOYOTA 7.5" EARLY 3RD MEMBER
							
DANA 80" DIFFERENTIAL	DANA S110" DIFFERENTIAL	FORD 7.5" DIFFERENTIAL	FORD 8" 3RD MEMBER	TOYOTA 7.5" IFS FRONT DIFFERENTIAL	TOYOTA 7.5" IFS CLAMSHELL DIFFERENTIAL	TOYOTA 8" 4-CYL. 3RD MEMBER DIFFERENTIAL	TOYOTA 8" V6 / TURBO 3RD MEMBER DIFFERENTIAL
							
FORD 8.8" DIFFERENTIAL	FORD 9" THIRD MEMBER	FORD 9.75" DIFFERENTIAL	FORD 10.25" & 10.5" DIFFERENTIAL	TOYOTA 8" TACOMA / T100 3RD MEMBER DIFFERENTIAL	TOYOTA 8" E-LOCKER 3RD MEMBER DIFFERENTIAL	TOYOTA 8" LANDCRUISER HIGH PINION 3RD MEMBER	TOYOTA LANDCRUISER 8.75" REVERSE IFS FRONT
							
				TOYOTA 9.5" LANDCRUISER 3RD MEMBER	TOYOTA 10.5" 3RD MEMBER DIFFERENTIAL		